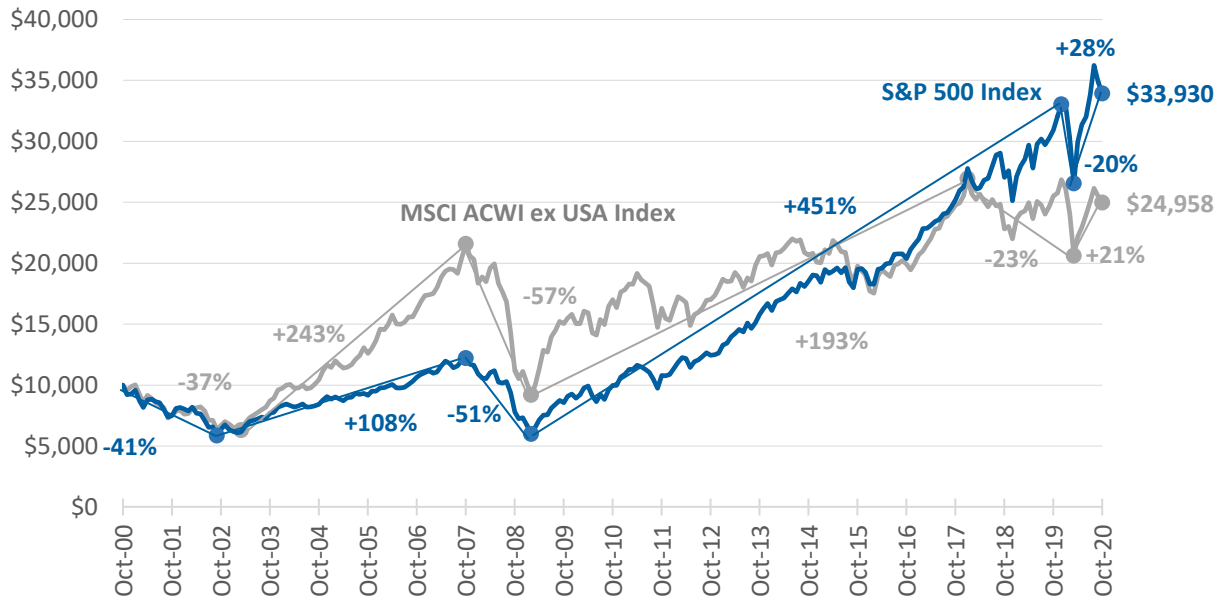


Are International Stocks Poised to Outperform?

October 31, 2020

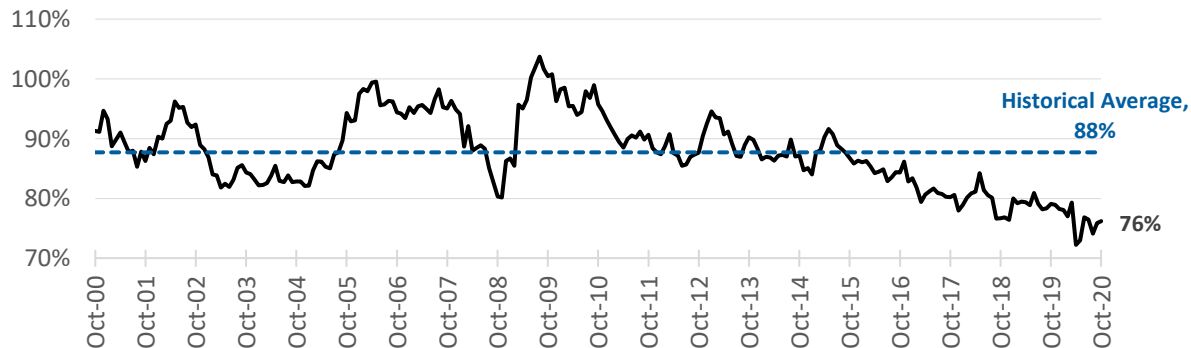
U.S. Equity vs. International Equity Growth of \$10,000



Source: FactSet, Baron Capital.

Note: Index performance includes dividends. The performance of the MSCI ACWI ex USA Index is gross, in USD

P/E Ratio for International Equities as Percent of U.S. Equities*



Sources: FactSet Market Aggregates, Baron Capital.

*Next 12 months of MSCI ACWI ex USA Index as % of next 12 months P/E of S&P 500 Index.

Price/Earnings Ratio is a valuation ratio of a company's current share price compared to its estimated earnings per share over the next twelve months.

We believe now may be an ideal time to invest in international equities.

- The performance cycle may be due for a reversal in favor of international equities and valuations are attractive
- Current P/E ratio for international equities is 76% of U.S. equities vs. its historical average of 88%
- Current P/E ratio for international equities is 15.4x vs. 20.2x for U.S. equities

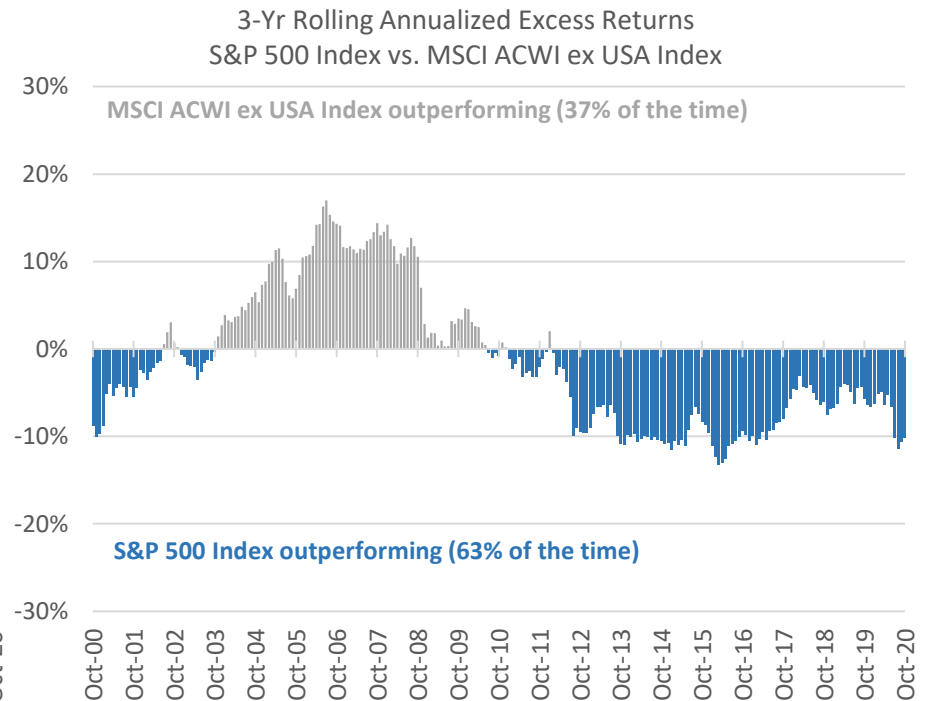
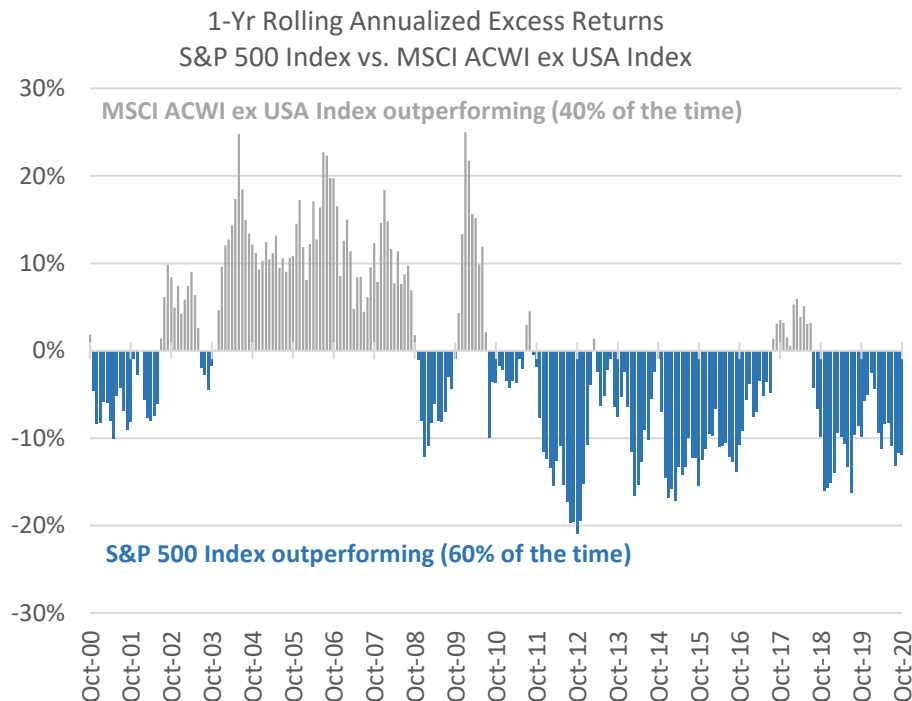
	Current P/E	20-Yr Average
S&P 500 Index	20.2x	15.5x
MSCI ACWI ex USA Index	15.4x	13.5x
As % of U.S. P/E	76%	88%



Are International Stocks Poised to Outperform?

October 31, 2020

Cyclical underperformance of international stocks may be due for reversal



Sources: FactSet, Baron Capital.

Note: Index performance includes dividends. The performance of the MSCI ACWI ex USA Index is gross, in USD.

The performance data quoted represents past performance. Past performance is no guarantee of future results. Current performance may be lower or higher than the performance data quoted.

Risks: Non-U.S. investments may involve additional risks to those inherent in U.S. investments, including exchange-rate fluctuations, political or economic instability, the imposition of exchange controls, expropriation, limited disclosure and illiquid markets. This may result in greater share price volatility. Investments in developing countries may have increased risks due to a greater possibility of: settlement delays; currency and capital controls; interest rate sensitivity; corruption and crime; exchange rate volatility; and inflation or deflation.

The **MSCI ACWI ex USA Index** measures the equity market performance of large- and mid-cap securities across developed and emerging markets, excluding the U.S. The **S&P 500 Index** measures the performance of 500 widely held large-cap U.S. companies. MSCI is the source and owner of the trademarks, service marks and copyrights related to the MSCI Indexes. MSCI is a trademark of Russell Investment Group. The indexes are unmanaged. The index performance is not fund performance; one cannot invest directly into an index.

BAMCO, Inc. is an investment adviser registered with the U.S. Securities and Exchange Commission (SEC). Baron Capital, Inc. is a limited purpose broker-dealer registered with the SEC and member of the Financial Industry Regulatory Authority, Inc. (FINRA).

