

# Baron International Growth Fund

Retail Shares (BIGFX) | Institutional Shares (BINIX) | R6 Shares (BIGUX)

As of March 31, 2019

## Our approach and process are distinct, driving a differentiated portfolio and strong results

- Different Approach**
- Emphasis on value-creating, private sector entrepreneurs
  - High quality growth orientation
  - Flexibility to invest across market caps
  - Demonstrated expertise in emerging market investing is an additional source of alpha

- Different Process**
- Absolute return mentality
  - Themes are forward looking and help focus research and allocation of resources in high impact areas
  - Multi-faceted risk management
  - Cohesive, nimble team solely focused on non-U.S. investing
  - Disciplined entry and exits

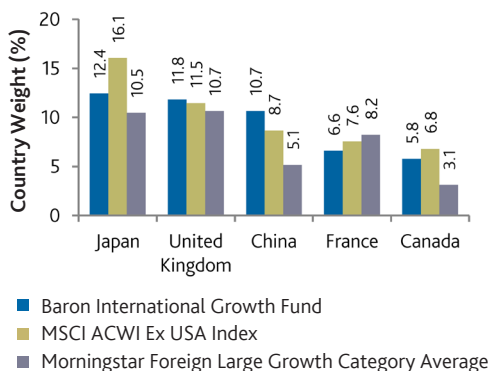
- Different Portfolio**
- Portfolio of best-in-class, competitively advantaged companies, built upon a foundation of intellectual capital
  - Broadly diversified, by market cap, country, region, and sector
  - High conviction and concentration in long-term themes
  - High active share

- Different Results**
- Attractive risk-adjusted returns
  - Stock selection drives excess performance
  - Active risk management creates attractive downside capture

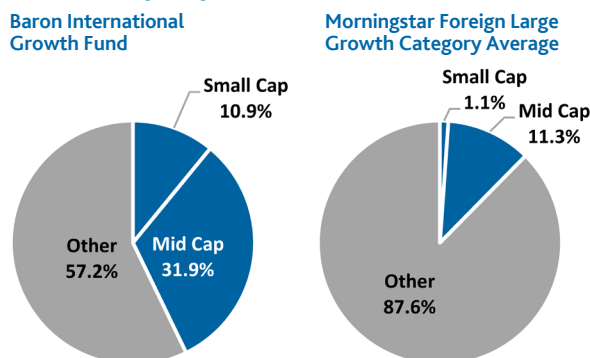
### An active, differentiated portfolio

- High Active Share: 92.6% relative to the MSCI ACWI ex USA Index
- Regional and country exposures are driven by stock selection and themes
- Lower average market cap than peers, with higher exposure to mid- and small-caps and lower exposure to mega/giant caps

### Top five country exposures



### Market cap exposure



Sources: FactSet PA, Morningstar Direct, and MSCI, Inc. Other includes Giant Cap, Large Cap, Micro Cap and cash and cash equivalents.

### Michael Kass Portfolio Manager

- 32 years of investment and research experience
- Has managed Baron International Growth Fund and Baron Emerging Markets Fund since inception
- Portfolio management skill and knowledge acquired from managing assets across multiple strategies
- Deep experience in corporate finance and mergers and acquisitions

### Investment Philosophy

- Long-term investing creates an advantage
- Independent and exhaustive research is essential to understanding a business
- Successful growth businesses have open-ended opportunities and sustainable competitive advantages
- People are the key drivers of a successful business
- Purchase price matters
- Risk management is integral to portfolio management

### Why Baron

- Proven, consistent, repeatable research and investment process
- A long-term ownership mindset
- A culture that fosters collaboration, intellectual curiosity, creativity, professional development, and risk management
- Accumulated significant investment experience and expertise
- Employee interests aligned with those of our investors



# Baron International Growth Fund

Themes allow us to focus our research process on what we believe are the most promising opportunities

- A means to find the highest likelihood of the greatest value creation
- Important changes or trends often generate improved profitability, higher ROIC, and/or strong growth of companies capitalizing on these themes

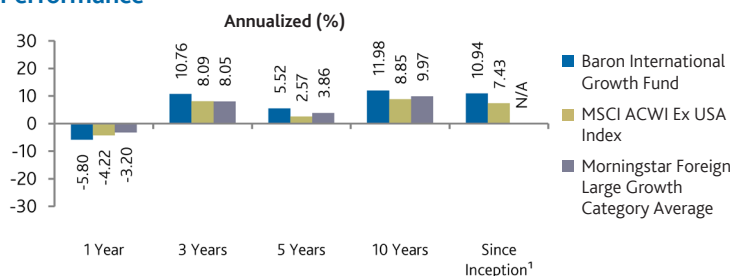
Portfolio Categories	Themes/Characteristics	Investment Examples	% of Net Asset (3/31/2019)
Industry-Related Themes	Mobile Broadband, e-Commerce, and Internet	<ul style="list-style-type: none"> <li>InterXion Holding N.V.</li> <li>Alibaba Group Holding Limited</li> <li>Wix.com Ltd.</li> </ul>	0.5 1.0 1.4
	Outsourcing, Testing, and Certification	<ul style="list-style-type: none"> <li>Eurofins Scientific SE</li> </ul>	1.0
Country/Region-Related Themes	Japanese Employment and Wage Inflation	<ul style="list-style-type: none"> <li>Recruit Holdings Co. Ltd.</li> <li>Technopro Holdings, Inc.</li> </ul>	1.3 0.5
	EM Capital Market and Credit Expansion	<ul style="list-style-type: none"> <li>Bolsas y Mercados Argentinos S.A.</li> <li>JM Financial Limited</li> <li>Haitong Securities Co., Ltd.</li> </ul>	0.3 0.5 0.5
Classic Growth	Intellectual Capital, Competitive Advantages, Best-in-Class	<ul style="list-style-type: none"> <li>LVMH Moët Hennessy Louis Vuitton SE</li> <li>Industria de Diseño Textil, S.A. ("Inditex")</li> <li>Domino's Pizza Enterprises Ltd.</li> </ul>	1.3 0.7 0.6

Portfolio holdings may change over time.

## Outperformance with attractive risk profile

As of 3/31/2019

### Performance



Sources: Morningstar Direct and MSCI, Inc.

1 - The Fund's inception date was 12/31/2008. The Institutional Share class was added 5/29/2009.

As of fiscal year ended 12/31/2018, the gross expense ratio of the Fund's Institutional Shares was 1.07%, but the net expense ratio was 0.95% (net of the Advisor's fee and fee waivers).

### Performance Characteristics

	3 Years	5 Years	10 Years	Since Inception
Alpha (%) - Annualized	2.50	3.19	3.82	4.30
Beta	1.02	0.92	0.90	0.87
Upside Capture (%)	102.98	97.57	97.37	95.64
Downside Capture (%)	83.14	78.54	79.14	76.38
Sharpe Ratio	0.79	0.39	0.75	0.68
Tracking Error (%)	5.53	5.62	6.04	6.43

Source: FactSet SPAR. Except for Sharpe Ratio, the performance based characteristics above were calculated relative to the Fund's benchmark.

Investors should consider the investment objectives, risks, charges, and expenses of the Fund carefully before investing. The prospectus and summary prospectus contain this and other information about the Fund and can be obtained from the Fund's distributor, Baron Capital, Inc., by calling 1-800-99BARON or visiting [www.BaronFunds.com](http://www.BaronFunds.com). Please read them carefully before investing.

Performance data quoted represents past performance. Past performance is no guarantee of future results. The investment return and principal value of an investment will fluctuate; an investor's shares, when redeemed, may be worth more or less than their original cost. The Adviser reimburses certain Baron Fund expenses pursuant to a contract with an 11-year term and the Fund's transfer agency expenses may be reduced by the expense offsets from an unaffiliated transfer agent, without which performance would have been lower. Current performance may be lower or higher than the performance data quoted above.

Performance for the Institutional Shares prior to 5/29/2009 is based on the performance of the Retail Shares, which have a distribution fee. The Institutional Shares do not have a distribution fee. If the annual returns prior to 5/29/2009 did not reflect this fee, the returns would be higher. For periods prior to 5/29/2009, ranking data is based on the performance of the Retail Shares.

Unless otherwise noted, all performance and performance related calculations are based on the Institutional Shares.

**Risks:** Non-U.S. investments may involve additional risks to those inherent in U.S. investments, including exchange-rate fluctuations, political or economic instability, the imposition of exchange controls, expropriation, limited disclosure and illiquid markets. This may result in greater share price volatility. Securities of small and medium-sized companies may be thinly traded and more difficult to sell. Even though the Fund is diversified, it may establish significant positions where the Adviser has the greatest conviction. This could increase volatility of the Fund's returns.

Morningstar calculates the **Morningstar Foreign Large Growth Category Average** using its Fractional Weighting methodology.

© 2019 Morningstar, Inc. All Rights Reserved. The Morningstar information contained herein: (1) is proprietary to Morningstar and/or its content providers; (2) may not be copied or distributed; and (3) is not warranted to be accurate, complete or timely. Neither Morningstar nor its content providers are responsible for any damages or losses arising from any use of this information.

The **MSCI ACWI ex USA Index Net USD** measures the equity market performance of large- and mid-cap securities across developed and emerging markets, excluding the U.S. The Index and Baron International Growth Fund returns reflect the reinvestment of dividends, net of foreign withholding taxes, which positively impact performance results. The index performance is not fund performance; one cannot invest directly into an index.

**Alpha** measures the difference between a fund's actual returns and its expected performance, given its level of risk as measured by beta. **Beta** measures a fund's sensitivity to market movements. The beta of the market is 1.00 by definition. **Upside Capture** explains how well a fund performs in time periods where the benchmark's returns are greater than zero. **Downside Capture** explains how well a fund performs in time periods where the benchmark's returns are less than zero. **Sharpe Ratio** is a risk-adjusted performance statistic that measures reward per unit of risk. The higher the Sharpe ratio, the better a fund's risk adjusted performance. **Tracking Error** measures how closely a fund's return follows the benchmark index returns. It is calculated as the annualized standard deviation of the difference between the fund and the index returns. **Active Share** is a term used to describe the share of a portfolio's holdings that differ from that portfolio's benchmark index. It is calculated by comparing the weight of each holding in the Portfolio to that holding's weight in the benchmark. Positions with either a positive or negative weighting versus the benchmark have Active Share. An Active Share of 100% implies zero overlap with the benchmark. Active Share was introduced in 2006 in a study by Yale academics, M. Cremers and A. Petajisto, as a measure of active portfolio management.

BAMCO, Inc. is an investment adviser registered with the U.S. Securities and Exchange Commission (SEC). Baron Capital, Inc. is a broker-dealer registered with the SEC and member of the Financial Industry Regulatory Authority, Inc. (FINRA).

