

Baron Discovery Fund

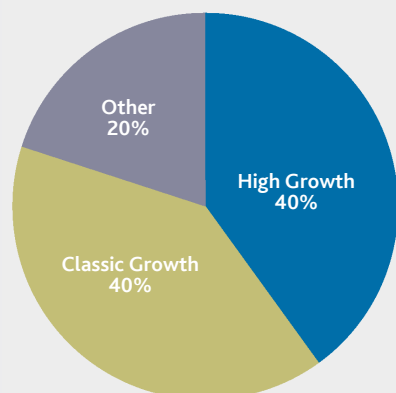
Retail Shares (BDFFX) | Institutional Shares (BDFIX) | R6 Shares (BDFUX)

As of June 30, 2020

We invest in earlier stage small-cap growth companies by:

- Targeting fast growing areas of the economy
- Conducting in-depth fundamental research in inefficient segments of U.S. equity markets
- Building a differentiated small-cap growth portfolio
- Helping manage risk through diversification and monitoring valuations
- Using Baron's time-tested investment process

Portfolio weights by growth profile*



Source: BAMCO, Inc.

*A flexible framework to help manage portfolio risk. Weights are approximate and subject to change.

Stocks in the portfolio may have High Growth, Growth, and Other characteristics for the periods held.

Profile description

High Growth

- Higher risk/return companies that maintain key Baron characteristics
- Typically have revenue growth of at least 20%
- Newer businesses with novel products or services

Classic Growth

- Typically have cash flow growth from 15% to 20%
- Generally have more established franchises than the higher growth companies

Other

- Companies that may be more yield or asset oriented
- Special situations that provide valuation upside
- Businesses that generate solid growth in free cash flow
- Stocks with lower betas than those of the higher growth portions of the portfolio

Laird Bieger and Randy Gwartzman Co-Portfolio Managers

- 23 years of investment and research experience each
- Co-management of Baron Discovery Fund since inception
 - Laird has expertise in Consumer Discretionary, Consumer Staples, Real Estate, Technology, and Industrials
 - Randy has expertise in Health Care, Technology, Industrials, and Business Services

Investment Philosophy

- Long-term investing creates an advantage
- Independent and exhaustive research is essential to understanding a business
- Successful growth businesses have open-ended opportunities and sustainable competitive advantages
- People are the key drivers of a successful business
- Purchase price matters
- Risk management is integral to portfolio management

Why Baron

- Proven, consistent, repeatable research and investment process
- A long-term ownership mindset
- A culture that fosters collaboration, intellectual curiosity, creativity, professional development, and risk management
- Accumulated significant investment experience and expertise
- Employee interests aligned with those of our investors

Risks: Specific risks associated with investing in smaller companies include that the securities may be thinly traded and more difficult to sell during market downturns. Even though the Fund is diversified, it may establish significant positions where the Adviser has the greatest conviction. This could increase volatility of the Fund's returns.

Diversification cannot guarantee a profit or protect against loss.



Baron Discovery Fund

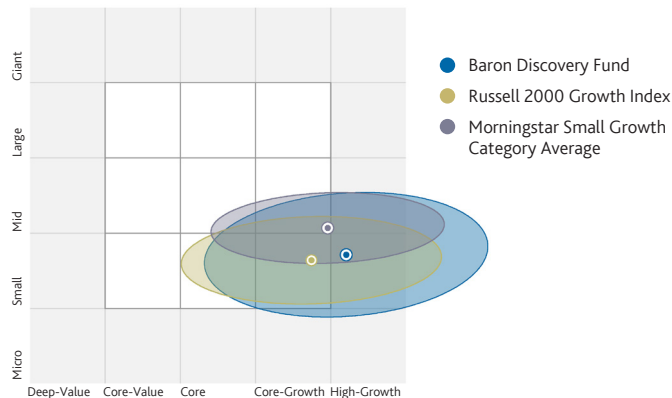
An actively managed, differentiated portfolio

- High active share relative to the Russell 2000 Growth Index
- Higher growth and lower market-cap profile than Index and Morningstar Small Growth peer group average
- Higher exposure to IT, Industrials, and Real Estate; and lower exposure to Healthcare, Consumer Discretionary, and Consumer Staples than the Index
- Growth achieved with attractive upside/downside capture and without significantly increasing the Fund's beta for the trailing 3 years

Portfolio Characteristics

	Baron Discovery Fund	Russell 2000 Growth Index
AUM (\$ millions)	\$725.1	-
Weighted Average Market Cap (\$ billions)	\$3.1	\$2.5
EPS Growth (3-5 year forecast)	20.0%	10.7%
# Equity Securities	64	-
Top 10 Holdings (% as of 6/30/2020)	27.7	-
Active Share (%)	93.9	-
Annual Turnover (% as of FYE 9/30/2019)	55.9	-
Beta Relative to Russell 2000 Growth Index (trailing 3-years)	1.07	1.00

Morningstar Holdings-Based Style Map^{1,2}

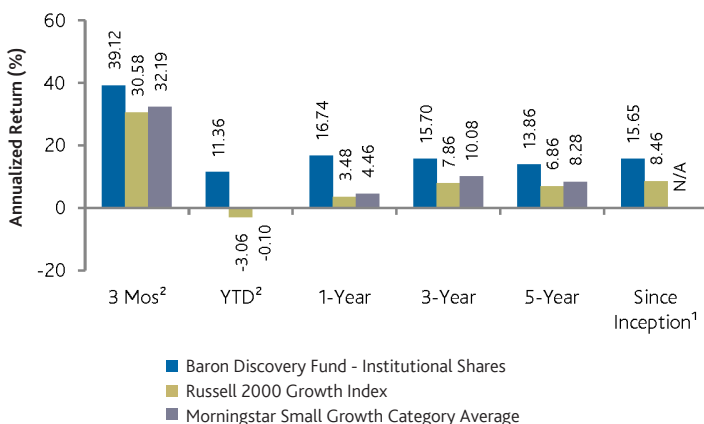


1 - Sources: Russell, Inc. and Morningstar Direct.

2 - The Morningstar holdings-based approach is a purely quantitative approach that analyzes the individual stocks in the Fund's portfolio in terms of style and size. Morningstar conducts proprietary in-house research on equity securities and plots them in its trademarked Morningstar Style Box. The style attribute of stocks within the Fund are rolled up to determine the Fund's overall investment style. The stocks are then analyzed by size. The scale for both style and size range from -100 to 400. The Holdings-Based Style Map chart is created at a point in time and is as of 6/30/2020. It represents the Morningstar Ownership Zone™. The shaded area represents the center 75% of the Fund's assets, and it provides an intuitive visual representation of the area of the market in which the Fund invests. A "centroid" plot in the middle of the Ownership Zone™ represents the weighted average of all the Fund's holdings.

Outperformance with attractive risk profile (as of 6/30/2020)

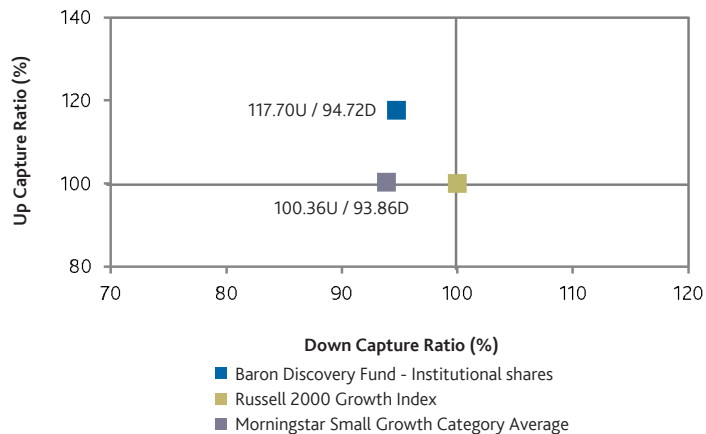
Performance



1 - The Fund's inception date was 9/30/2013.

2 - Not annualized.

Upside/Downside Capture Ratios (trailing 3 years)



Sources: FactSet SPAR and Morningstar Direct.

As of fiscal year ended 9/30/2019, the gross/net expense ratio of the Fund's Institutional Shares was 1.10%.

Investors should consider the investment objectives, risks, charges, and expenses of the Fund carefully before investing. The prospectus and summary prospectus contain this and other information about the Fund and can be obtained from the Fund's distributor, Baron Capital, Inc., by calling 1-800-99BARON or visiting www.BaronFunds.com. Please read them carefully before investing.

The performance data quoted represents past performance. Past performance is no guarantee of future results. The investment return and principal value of an investment will fluctuate; an investor's shares, when redeemed, may be worth more or less than their original cost. The Adviser reimburses certain Baron Fund expenses pursuant to a contract expiring on August 29, 2030, unless renewed for another 11-year term and the Fund's transfer agency expenses may be reduced by expense offsets from an unaffiliated transfer agent, without which performance would have been lower. Current performance may be lower or higher than the performance data quoted. For performance information current to the most recent month end, visit www.BaronFunds.com or call 1-800-99BARON.

The Fund's 5-year historical performance was impacted by gains from IPOs and/or secondary offerings, and there is no guarantee that these results can be repeated or that the Fund's level of participation in IPOs and secondary offerings will be the same in the future.

Morningstar calculates the Morningstar Small Growth Category Average using its Fractional Weighting methodology.

© 2020 Morningstar, Inc. All Rights Reserved. The Morningstar information contained herein: (1) is proprietary to Morningstar and/or its content providers; (2) may not be copied or distributed; and (3) is not warranted to be accurate, complete or timely. Neither Morningstar nor its content providers are responsible for any damages or losses arising from any use of this information.

The Russell 2000® Growth Index is an unmanaged index that measures the performance of small-sized U.S. companies that are classified as growth. The Index and Baron Discovery Fund returns reflect the reinvestment of dividends and other earnings, which positively impact performance results. The index performance is not fund performance; one cannot invest directly into an index. Index performance is not fund performance. Investors cannot invest directly in an index. Russell Investment Group is the source and owner of the trademarks, service marks and copyrights related to the Russell Indexes. Russell is a trademark of Russell Investment Group.

Beta measures a fund's sensitivity to market movements. The beta of the market is 1.00 by definition. Upside Capture % explains how well a fund performs in time periods where the benchmark's returns are greater than zero. Downside Capture % explains how well a fund performs in time periods where the benchmark's returns are less than zero. Active Share is a term used to describe the share of a portfolio's holdings that differ from that portfolio's benchmark index. It is calculated by comparing the weight of each holding in the Fund to that holding's weight in the benchmark. Positions with either a positive or negative weighting versus the benchmark have Active Share. An Active Share of 100% implies zero overlap with the benchmark. Active Share was introduced in 2006 in a study by Yale academics, M. Cremers and A. Petajisto, as a measure of active portfolio management.

BAMCO, Inc. is an investment adviser registered with the U.S. Securities and Exchange Commission (SEC). Baron Capital, Inc. is a limited purpose broker-dealer registered with the SEC and member of the Financial Industry Regulatory Authority, Inc. (FINRA).

