

Baron Small Cap Funds Offer Attractive Risk/Return Profiles

As of December 31, 2018



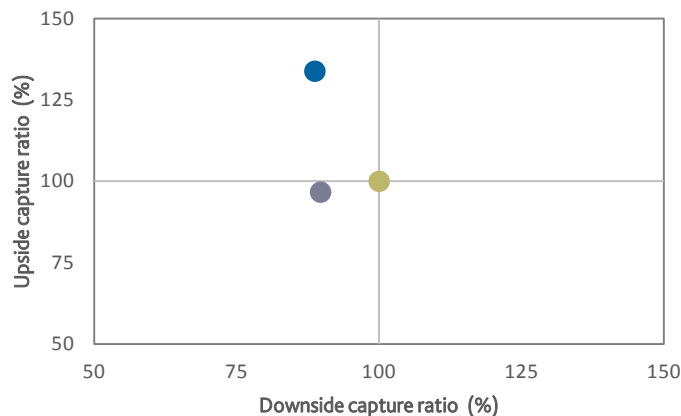
Baron Discovery Fund (BDFIX)¹

Companies you haven't heard of, but you will

- Invests in earlier stage small cap growth companies
- Managed by Randy Gwitzman and Laird Bieger since the Fund's inception on 9/30/2013

Performance-based Characteristics				
	3 Years		5 Years	
	Fund	Benchmark	Fund	Benchmark
Sharpe Ratio	0.91	0.37	0.50	0.28
Alpha (% annualized)	10.37		4.93	
Beta	1.07		1.05	
Upside Capture (%)	133.88		114.41	
Downside Capture (%)	88.73		94.16	
Portfolio Characteristics				
Active Share	94.5%			
Total Number of Stocks	65			

3 Year Upside/Downside Capture 9/30/2015 to 12/31/2018



Baron Discovery Fund ● Russell 2000 Growth Index ● Morningstar US Fund Small Growth Category

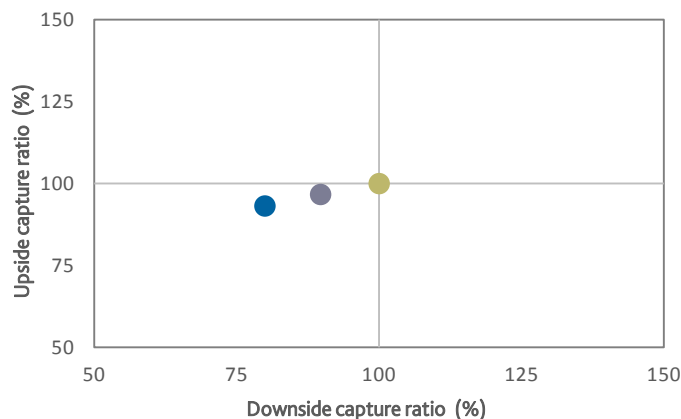
Baron Small Cap Fund (BSFIX)¹

Watering our flowers, cutting our weeds

- Invests in small cap growth stocks, including fallen angels and special situations*
- Managed by Cliff Greenberg since the Fund's inception on 9/30/1997

Performance-based Characteristics				
	3 Years		5 Years	
	Fund	Benchmark	Fund	Benchmark
Sharpe Ratio	0.55	0.37	0.29	0.28
Alpha (% annualized)	2.87		0.39	
Beta	0.86		0.84	
Upside Capture (%)	93.21		84.90	
Downside Capture (%)	79.96		83.27	
Portfolio Characteristics				
Active Share	93.5%			
Total Number of Stocks	68			

3 Year Upside/Downside Capture 9/30/2015 to 12/31/2018



Baron Small Cap Fund ● Russell 2000 Growth Index ● Morningstar US Fund Small Growth Category

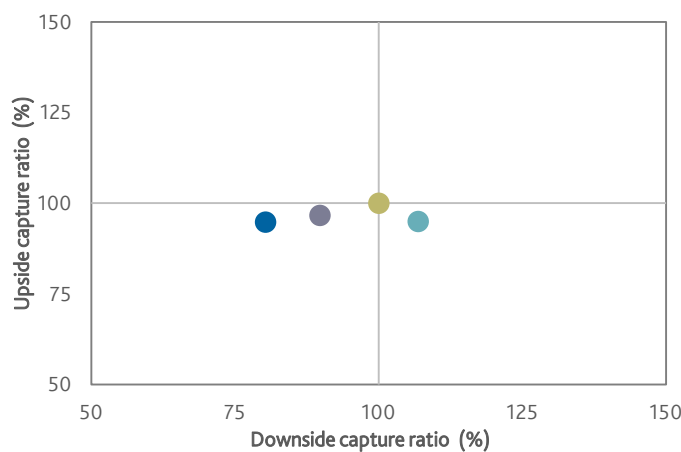
Baron Growth Fund (BGRIX)¹

Letting our winners run

- Invests in small-sized U.S. companies with significant growth potential
- Managed by Baron Capital Founder Ron Baron since the Fund's inception on 12/31/1994

Performance-based Characteristics				
	3 Years		5 Years	
	Fund	Benchmark	Fund	Benchmark
Sharpe Ratio	0.58	0.37	0.38	0.28
Alpha (% annualized)	3.55		1.70	
Beta	0.81		0.76	
Upside Capture (%)	94.82		83.09	
Downside Capture (%)	80.30		76.39	
Portfolio Characteristics				
Active Share	97.1%			
Total Number of Stocks	59			

3 Year Upside/Downside Capture 9/30/2015 to 12/31/2018



Baron Growth Fund ● Russell 2000 Growth Index ● Morningstar US Fund Small Growth Category ● Morningstar US Fund Mid-Cap Growth Category

¹Also available in Retail and R6 Shares

All information as of December 31, 2018.

Baron Funds defines fallen angels as companies with strong long-term franchises that have disappointed investors, and special situations as opportunities created by lack of investor awareness.

You should consider the investment objectives, risks, charges, and expenses of the Fund carefully before investing. The prospectus and summary prospectus contain this and other information about the Fund and can be obtained from the Fund's distributor, Baron Capital, Inc., by calling 1-800-99BARON, or by visiting www.BaronFunds.com. Please read them carefully before investing.

Baron Discovery Fund's annualized returns for the Institutional Shares as of December 31, 2018: 1-year, 0.64%; 3-year, 18.50%; 5-year, 10.11%; Since Inception (09/30/2013), 12.88%. Annual expense ratio for the Institutional Shares as of September 30, 2018 was 1.23%, but the net annual expense ratio was 1.10% (net of the Adviser's fee waivers).

Baron Small Cap Fund's annualized returns for the Institutional Shares as of December 31, 2018: 1-year, -7.13%; 3-year, 9.28%; 5-year, 4.79%; 10-year, 13.07%; Since Inception (9/30/1997), 9.29%. Annual expense ratio for the Institutional Shares as of September 30, 2018 was 1.05%.

Baron Growth Fund's annualized returns for the Institutional Shares as of December 31, 2018: 1-year, -2.67%; 3-year, 9.63%; 5-year, 5.76%; 10-year, 13.77%; Since Inception (12/31/1994), 12.46%. Annual expense ratio for the Institutional Shares as of September 30, 2018 was 1.04%.

The performance data quoted represents past performance. Past performance is no guarantee of future results. The investment return and principal value of an investment will fluctuate; an investor's shares, when redeemed, may be worth more or less than their original cost. The Adviser has reimbursed certain Fund expenses (by contract as long as BAMCO, Inc. is the adviser to the Fund) and the Fund's transfer agency expenses may be reduced by expense offsets from an unaffiliated transfer agent, without which performance would have been lower. Current performance may be lower or higher than the performance data quoted. For performance information current to the most recent month end, visit www.BaronFunds.com or call 1-800-99BARON.

Unless otherwise noted, all performance and performance related calculations are based on the Institutional Shares. Performance for the Institutional Shares of Baron Growth and Small Cap Funds prior to 5/29/2009 are based on the performance of the Retail Shares, which have a distribution fee. The Institutional Shares do not have a distribution fee. If the annual returns for the Institutional Shares prior to 5/29/2009 did not reflect this fee, the returns would be higher.

Baron Growth Fund's investment mandate has been, and continues to be, to invest in small-cap growth stocks for the long term. Because of its long-term approach, the Fund could have a significant percentage of its assets invested in securities that have appreciated beyond their market capitalization at the time of the Fund's initial investment.

RISKS: Specific risks associated with investing in smaller companies include that the securities may be thinly traded and more difficult to sell during market downturns. Even though the Fund is diversified, it may establish significant positions where the Adviser has the greatest conviction. This could increase volatility of the Fund's returns.

Baron Discovery Fund's historical performance was impacted by gains from IPOs and/or secondary offerings, and there is no guarantee that these results can be repeated or that the Fund's level of participation in IPOs and secondary offerings will be the same in the future.

Russell 2000® Growth Index measures the performance of small-sized U.S. companies that are classified as growth.

Morningstar calculates the Morningstar US Small Growth Category Average using its Fractional Weighting methodology. Baron Discovery Fund and Baron Small Cap Fund have been included in the category since inception. Morningstar moved Baron Growth Fund from the Small Growth Category effective 5/31/2011 to the Mid-Cap Growth Category. Morningstar calculates the Morningstar US Mid-Cap Growth Category Average using its Fractional Weighting methodology. © 2018 Morningstar, Inc. All Rights Reserved. The Morningstar information contained herein: (1) is proprietary to Morningstar and/or its content providers; (2) may not be copied or distributed; and (3) is not warranted to be accurate, complete or timely. Neither Morningstar nor its content providers are responsible for any damages or losses arising from any use of this information.

Alpha measures the difference between a fund's actual returns and its expected performance, given its level of risk as measured by beta. **Beta** measures a fund's sensitivity to market movements. The beta of the market is 1.00 by definition. **Upside Capture** explains how well a fund performs in time periods where the benchmark's returns are greater than zero. **Downside Capture** measures how well a fund performs in time periods where the benchmark's returns are less than zero. **Standard Deviation** (Std. Dev) measures the degree to which a fund's performance has varied from its average performance over a particular time period. The greater the standard deviation, the greater a fund's volatility (risk). **Active Share** is a term used to describe the share of a portfolio's holdings that differ from that portfolio's benchmark index. It is calculated by comparing the weight of each holding in the Fund to that holding's weight in the benchmark. Positions with either a positive or negative weighting versus the benchmark have Active Share. An Active Share of 100% implies zero overlap with the benchmark. Active Share was introduced in 2006 in a study by Yale academics, M. Cremers and A. Petajisto, as a measure of active portfolio management.

BAMCO, Inc. is an investment adviser registered with the U.S. Securities and Exchange Commission (SEC). Baron Capital, Inc. is a broker-dealer registered with the SEC and member of the Financial Industry Regulatory Authority, Inc. (FINRA).

